


MIC-3954 A&B Carrier Board

3U CompactPCI® Serial SATA & Dual Mini PCIe Carrier Board



Features

- 3U Height CompactPCI Serial interface peripheral board
- 2.5" SATA SSD/HDD carrier
- Dual Mini PCIe module carrier
- PICMG CPCI-S.0 CompactPCI® Serial Spec
- No RED Certification



Introduction

The MIC-3954 series are CPCI-serial carrier boards to support two kinds of function by BOM option. It is controlled by the SATA/ PCIe channel derived from the backplane connector P1. It can be installed into any peripheral slot of a CompactPCI® Serial backplane.

Option 1 is a 2.5" on board SSD/HDD carrier board running at Up to SATA Gen3 speed; fast swap of the drive can be accomplished by a reserved thumb screw to help open a door and ejects the drive on front panel.

Option 2 is a dual mini-PCIe carrier board with two on board SIM card holders and mini-PCIe connectors, routed by PCIe and USB2.0 interface. It allows user to use different types of Mini PCIe form factor function like Wifi/3G/4G LTE/GPS/DIO/CAN/MVB modules, either full- or half-size style; the front panel is designed to configure with different module type. The default front panel is designed as 4x SMA hole; DB37 DIO and dual DB9 CAN panels are available as accessories per user request.

Specifications





		MIC-3954A Dual Mini PCIe Carrier	MIC-3954B 2.5" SATA Carrier
Interface		PCIe Gen2/USB2.0	SATA 3.0
Power		+12 V/0.1 A w/o module; Power consumption depending on plugged module	
Environment	Temperature	Operating (Depending on module) -40 ~ 85 °C (-40 ~ 185 °F)	Non-Operate -40 ~ 85 °C (-40 ~ 185 °F)
	Humidity	95% @ 40 °C, non-condensing	95% @ 60 °C, non-condensing
	Vibration (5-500 Hz)	2.0 Grms (With SSD)	
Physical Characteristics	Dimensions	160.00 x 100.00 mm (6.30" x 3.95")	
	Weight	0.5 kg	
Compliance		PICMG CPCI-S.0	

Ordering Information

P/N List	Description	CPU board	Enclosure	Module
MIC-3954A1-S1E	MIC-3954A CPCI-S dual mini-PCIe carrier board	MIC-3332 Series	MIC-3023 Series	2.5" SATA HDD/SSD
MIC-3954B1-S1E	MIC-3954B CPCI-S SATA carrier board			DIO/CAN/Wifi/4G LTE/GPS/BT, etc

MIC-3954 A&B Carrier Board

Accessories

Module Type	Module P/N	Description	Configured Cable & Wiring Board & Front Panel P/N	Description
 Wifi module	EWM-W135H01E	802.11 a/b/g/n, AR9382, 2T2R, Half size Mini PCIe wifi module	1750006043	Cable R/P SMA (F) to MHF 1.32 150mm
 Wifi + BT Module	EWM-W157H01E	802.11 a/b/g/n/ac, RTL8821AE, mini PCIe wifi module with BT4.0		
 DB37 DIO Module	MOS-1110Y-0101E	I-Door Mini-PCIe module_Isolated 16 DI/8 DO, 1-Ch, DB37	PCL-10137-1E: PCL-10137-2E PCL-10137-3 ADAM-3937-BE Y5A3954009 1700030595-01	DB-37 Shielded Cable, 1m DB-37 Shielded Cable, 2m DB-37 Shielded Cable, 3m DB-37 Wiring Terminal, DIN-rail Mount Front Panel 12.5cm DIO on board module cable
 Dual DB9 CAN module	MOS-1130Y-0201E	I-Door Mini-PCIe Module_Isolated CANBus, 2-Ch, DB9	OPT1-DB9E-AE Y5A3954005	DB9 to 10-pin wiring board Front Panel

Notes: Please find more accessory lists or information from Advantech website: <http://www.advantech.com.cn/>

Front View

MIC-3954A Series (Assembled w./ different modules)

MIC-3954B1-S1E

