

ITA-3650G

Intel 6th & 7th Generation Desktop Processor Fanless System with GPU module for Traffic Application

NEW



Features

- Intel 6th & 7th Generation Desktop Processor with C236 PCH
- On board 16GB DDR4, max to 32GB with SO-DIMM and optional NVRAM
- Supports 6 x GbE, 6 x USB, 2 x COM ports
- Support 2 x 2.5" storage bay & 1 x MSATA
- Support MXM type GPU module
- Support wide temperature -25 ~ 40 °C
- Supports 9 ~ 36V wide range DC input

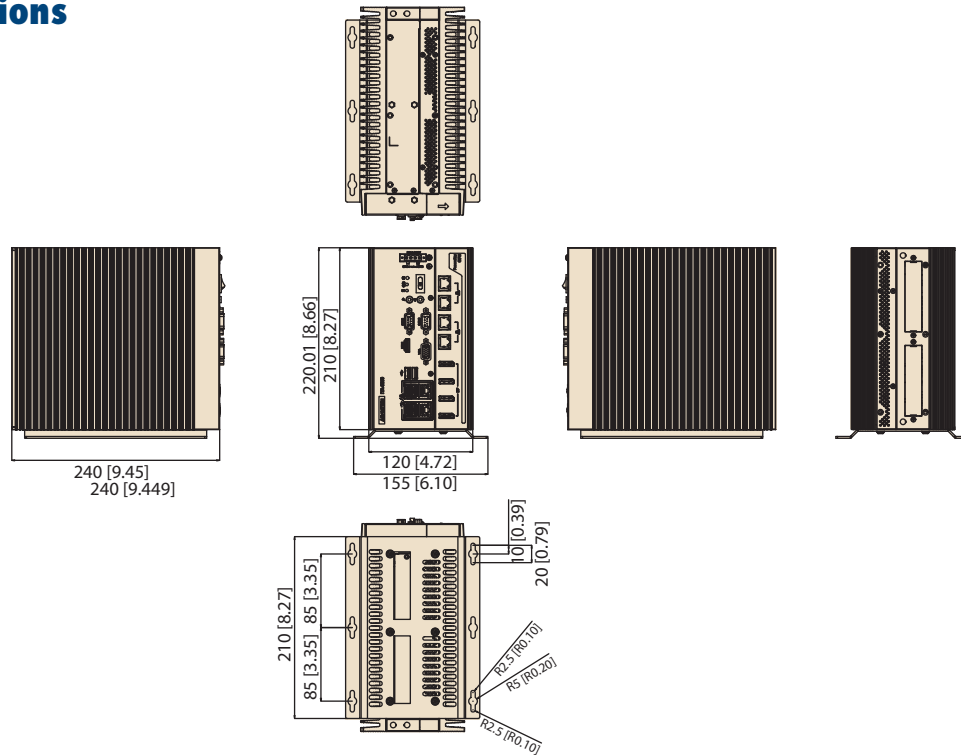


Specifications

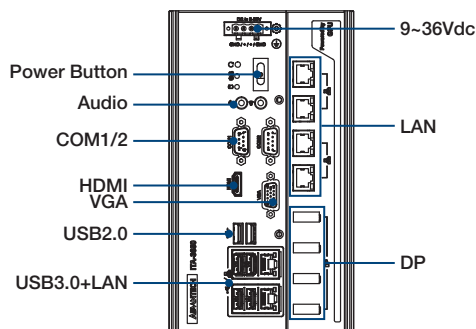
| | | | | | | | | | |
|---------------------|--------------------------|--|-----------|-----------|-----------|-----------|----------|----------|----------|
| Processor System | CPU | G3900TE | G4400TE | i3-6100TE | i5-6500TE | i7-6700TE | i3-6100 | i5-6500 | i7-6700 |
| | Processor Base Frequency | 2.30 GHz | 2.40 GHz | 2.70 GHz | 2.30 GHz | 2.40 GHz | 3.70 GHz | 3.20 GHz | 3.40 GHz |
| | L2 Cache | 2M | 3M | 4M | 6M | 8M | 3M | 6M | 8M |
| | Core Number | 2 | 2 | 2 | 4 | 4 | 2 | 4 | 4 |
| | TDP | 35W | 35W | 35W | 35W | 35W | 51W | 65W | 65W |
| | Chipset | C236 | | | | | | | |
| Processor System | CPU | G3930TE | i3-7101TE | i5-7500T | i7-7700T | i3-7101E | i5-7500 | i7-7700 | |
| | Processor Base Frequency | 2.70 GHz | 3.40 GHz | 2.70 GHz | 2.9 GHz | 3.90 GHz | 3.40 GHz | 3.60 GHz | |
| | L2 Cache | 2M | 3M | 6M | 8M | 3M | 6M | 8M | |
| | Core Number | 2 | 2 | 4 | 4 | 2 | 4 | 4 | |
| | TDP | 35W | 35W | 35W | 35W | 54W | 65W | 65W | |
| | Chipset | C236 | | | | | | | |
| Memory | Technology | Dual-channel DDR4 2133 MHz (without ECC) | | | | | | | |
| | Capacity | On board 16GB DDR4, max to 32GB with SO-DIMM | | | | | | | |
| Graphics | Controller | Intel® HD Graphics 630/610/530/510 | | | | | | | |
| | VGA | 1 x DB15, max resolution up to 1920 x 1080 @ 60Hz | | | | | | | |
| | HDMI | 1 x HDMI, support HDMI 1.4 standard, max to 3840 x 2160 @ 30Hz | | | | | | | |
| | DP | 4 x DP, max resolution up to 4096 x 2160 @ 60Hz | | | | | | | |
| | Display Option | VGA+HDMI+4 x DP | | | | | | | |
| Ethernet | Interface | 10/100/1000 Mbps | | | | | | | |
| | Controller | 1 x Intel® I210; 1 x IwG1219LM: 4 x Intel® I211 | | | | | | | |
| | Connector | 6 x RJ-45 | | | | | | | |
| Storage | Internal | 1 x mSATA socket | | | | | | | |
| | External | 2 x 2.5" storage bay | | | | | | | |
| I/O | Display | VGA+HDMI+4 x DP | | | | | | | |
| | SATA | 2 x SATA | | | | | | | |
| | USB | 6 x USB3.0 | | | | | | | |
| | LAN | 6 x RJ45 | | | | | | | |
| | Serial Port | 2 x DB9 (RS232/422/485 with automatic flow control) | | | | | | | |
| | Audio | 1 x Speaker out with 8W amplifier, 1 x Mic-in | | | | | | | |
| Expansion Slot | Mini PCIe | 1 x Mini PCIe & SIM slot | | | | | | | |
| | MXM | 1 x MXM slot (GTX 1050Ti/GTX 1060/Quadro P1000/Quadro P2000) | | | | | | | |
| Power | Input Voltage | 9 ~ 36V DC | | | | | | | |
| Watchdog Timer | Output | System reset | | | | | | | |
| | Interval | Programmable 1~255 sec/min | | | | | | | |
| Environment | Operating Temperature | -25 ~ 40 °C (with industry SSD) with 0.7m/s air flow (GTX 1050Ti/GTX 1060/Quadro P1000/Quadro P2000) | | | | | | | |
| | Storage Temperature | -40 ~ 85 °C | | | | | | | |
| Mechanical Features | Dimension (W x H x D) | 210 x 120 x 240 mm | | | | | | | |
| | Install | Wall mount bracket | | | | | | | |
| Certifications | EMC | CE/FCC, CCC, BSMI | | | | | | | |
| | Safety | UL, CCC, BSMI | | | | | | | |
| OS | Windows | Windows 7 & 10 for Skylake; Windows 10 for Kabylake | | | | | | | |
| | Linux | ubuntu | | | | | | | |

Dimensions

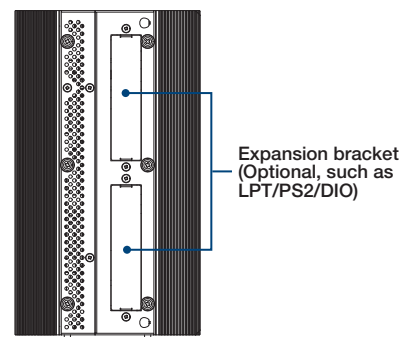
Unit: mm [inch]



Front View



Rear View



Ordering Information

| Part Number | Onboard Memory | VGA | HDMI | DP | USB3.0 | LAN | COM | SATA | MSATA | MXM slot |
|----------------|----------------|-----|------|----|--------|-----|-----|------|-------|----------|
| ITA-3650G-00A1 | 16GB | 1 | 1 | 4 | 6 | 6 | 2 | 2 | 1 | 1 |

Packing List

| Part No. | Description |
|----------------|--------------------------|
| - | ITA-3650 |
| 1960090759N001 | 1 x Supporting-angels |
| 1652003234 | 1 x 4-pin Terminal Block |

Optional Accessory

| Part No. | Description |
|-------------------|---|
| 96PSA-A220W24P4-1 | ADP A/D 100-240V 220W 24V C14 TERMINAL BLOCK 4P |
| 1702002600 | Power Cord UL 3P 10A 125V 183cm |
| 1702002605-01 | Power Cord EU 3P 10A 250V 183cm |
| 1702031801 | Power Cord BSI 3P 10A 250V 183cm |
| 1700000596-11 | Power Cord CCC 3P 10A 250V 183cm |